


werkboekje

de molenmuis





naam:





Teken 1 minder en 1 meer:


Rekenen 1

		
--	---	--

		
--	--	--

		
--	--	--

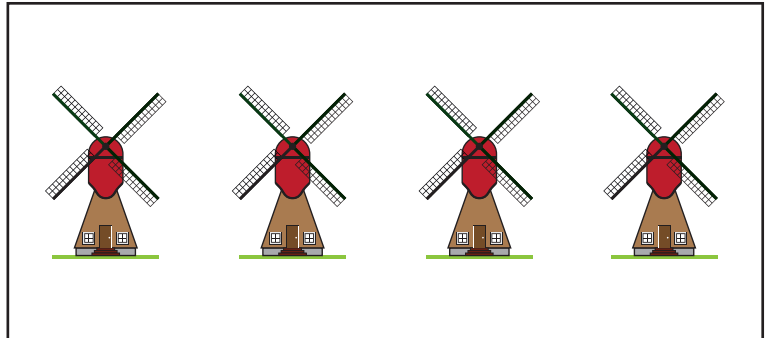
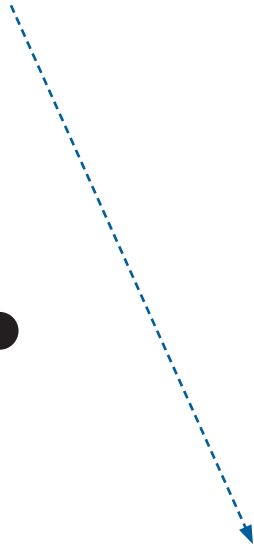
		
--	--	--

		
--	--	--


Trek een lijntje naar het juiste plaatje

Rekenen 2


1




5




4



3

















2



Maak groepjes van 3 en zet er een lijn omheen


Rekenen 3




Vul aan...

Rekenen 4

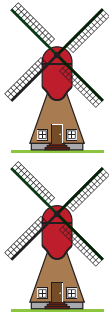
3




7




10



4



6



Dezelfde beginletter

Taal 1

Verbind de woorden die met dezelfde letter beginnen.



molen



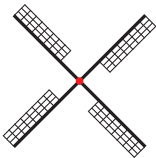
wind



koren



pannenkoeken



wieken



meel



poes




stelling



schep



klomp



brood




boek



Omcirkel steeds het woord: molen

Taal 2



molen

schep

klomp

koren

molen

molen

molen

wieken

poes

schep

molen

meel

molen

klomp

graan

molen

wind

wieken

muis

meel

molen

wieken

schep

molen


graan

molen

koren

Zet een cirkel om de letters en schrijf het woord op


Taal 3



molen

m d o
i l g
p e n

.



klomp

p k a
l n o
m t p


.



zak

b z t
a u v
c w k


. . .



muis

k m u
f i r
t z s

.




wind

a w k
i j n
d e f

.


Omcirkel de eerste letter van het woord

Taal 4



muis

k m o




wind

w a s



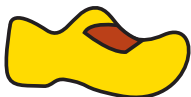
pet

i t p



molen

l n m



klomp

e k f








zak

u r z


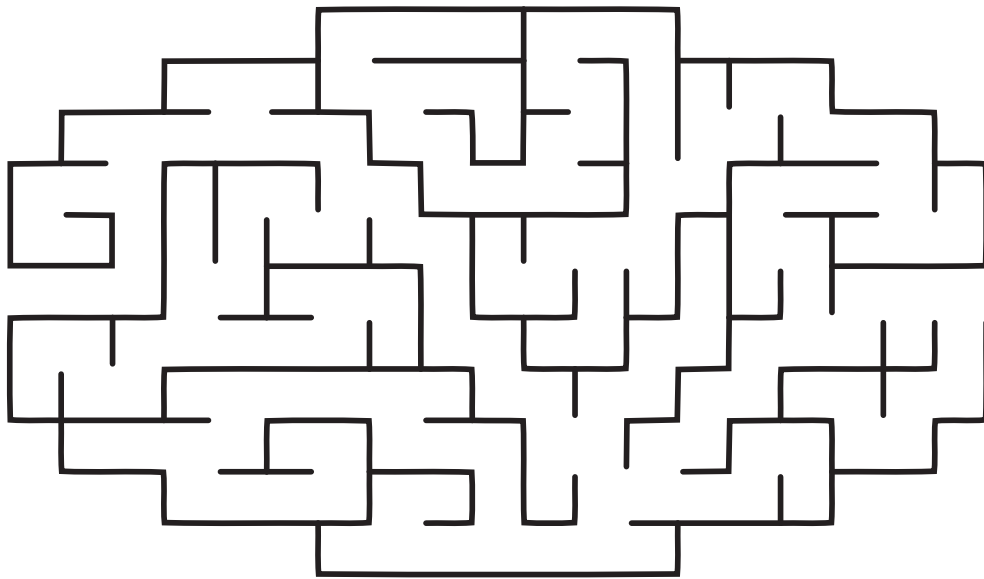
Kleur hetzelfde plaatje

Algemeen 1










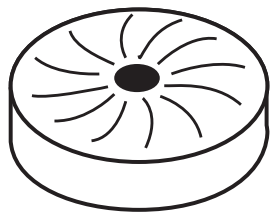

Help jij de molenaars de meelzakken te vinden?

Algemeen 2



Kleur wat bij de molen hoort

Algemeen 3



Verbind de plaatjes die bij elkaar horen

Algemeen 4

